

RRVASC Workin' Dog Weekend

Friday, September 17

ASCA Farm Trial – Sheep only


ASCA Stockdog Trial – Course A

Saturday, September 18

Two ASCA Stockdog Trials Course B

Sunday, September 19

One ASCA Stockdog Trial Course A



Shadowdance Farm -- Saukville, WI

Judges: Friday: Marti Parrish – Farm Trial/Arena Trial

Saturday: Marti Parrish – Trial #1

Maxine Schvaneveldt – Trial #2

Sunday: Marti Parrish -- Cattle & Ducks

Maxine Schvaneveldt – Sheep

Course Director ~ Kathi L. Schwengel

kls@shadowdanceaussies.com 414-702-4923 (no calls after 8:30)

Entry Fee for Farm Trial:	\$45.00 Pre-entry	\$55.00 Day of trial*
Entry Fee Stockdog Trial:	Cattle: \$30.00 Pre-entry	\$35.00 Day of trial*
	Sheep: \$25.00 Pre-entry	\$30.00 Day of trial*
	Ducks: \$17.00 Pre-entry	\$23.00 Day of trial*

Entries Open August 16, 2010 and close September 4, 2010

Trial Limits: Friday: Combined total of Farm & Arena Trial not to exceed 40 runs maximum. Farm Trial 9 Total Runs (8 head hair sheep). Arena Trial combined 31 runs not to exceed 12 sheep (3 head hair sheep), 15 cattle (3 head Hereford) & 20 duck (5 head Blue Swede/Buff). If Farm Trial does not fill, more sheep runs may be added. Saturday: Trial #1 and Trial #2 will offer 7 Cattle, 14 Sheep, and 10 Duck runs each. Sunday: Total 15 Cattle, 27 Sheep, 20 Duck.

Trial Schedule: Handler's Meeting 7:30 a.m. all three days. Friday: Farm Trial immediately following Handler's Meeting. Arena Trial following Farm Trial starting with Cattle, Sheep, Ducks. Saturday: Trial will begin immediately following Handler's Meeting. All Cattle will be run first. Sheep and Ducks may be run concurrently after all Cattle runs are complete. Sunday: Cattle will begin following Handler's Meeting. Sheep & Ducks will run concurrently after completion of Cattle. Run order for all days is Advanced, Open, Novice, Started, Junior.

Entries: Trial is pre-entry. Entries will be accepted by post-mark date. Entries post-marked before the opening date of August 16 or after closing date of September 4 will be returned unopened. A waiting list will be made if the run limit is exceeded. Day of trial entries will be accepted if our trial limit is not reached. Bitches in season will run in order but must be kept away from the trial arenas before & after their run. Please notify the course director if you are trialing a bitch in season. Novice & Junior Handling runs count toward total run limits. Order of run will be by random draw prior to the trial.

AWARDS

High in Trial Aussie High in Trial Other Breed High Cattle High Sheep High Ducks
High Combined (highest total of 2 qualifying scores from 2 different divisions of stock)
Most Promising Started Aussie High in Trial Junior High Working Junior Handler

ASCA Sanctioning Pending

This is an ASCA Sanctioned event. All ASCA rules will be followed. Entries must be submitted on official ASCA Entry forms available on the ASCA web site. ****PLEASE NOTE: Non-ASCA registered dogs - In order to have ASCA qualifying legs tracked and to receive ASCA titling certificates, each non-ASCA registered dog will be required to have an ASCA Tracking Number. Please visit the ASCA website at www.asca.org or call the ASCA Business Office at 979-778-1082 for information and appropriate forms.**** No refunds after pre-entry closing date, unless there is a wait list.

Send Entries with check made out to RRVASC to: Melissa Borde

****No phone in or e-mail entries accepted.****

N4815 Traut Rd.

Rio, WI 53960

920-992-3880 (no calls after 9:00 p.m.)

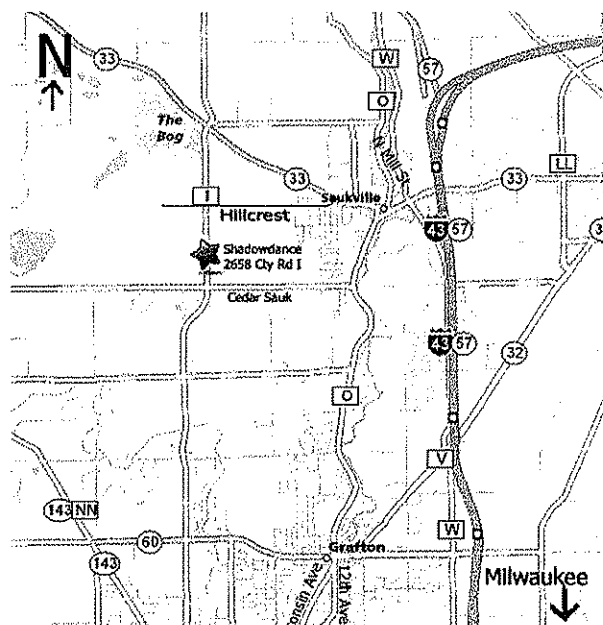
melissa@carmelaussies.com

DIRECTIONS: Shadowdance Farm is located on the east side of County Road I in the town of Saukville, between Hwy 60 (to the south) and Hwy 33 (to the North). There is a sign at the end of the drive.

From the southwest: Hwy 60 east towards Grafton. North on Hwy I 3.25 miles.

From the northwest: Hwy 33 east towards Saukville. South on Hwy I approximately 1.5 miles.

From Hwy 43 either direction: Exit Hwy 33/Saukville west. Hwy 33 through town approximately 1 mile. Hillcrest Road is angled off Hwy 33 on the left, ½ block after the last set of lights (Citgo station on that corner). Left on Hillcrest to Hwy I. Left on I approximately ½ mile.



AREA HOTELS:

4.59 miles

Saukville Super 8 Motel

180 S Foster St

Saukville, WI 53080

(262) 284-9399

8.86 miles

Country Inn & Suites

350 E Seven Hills Rd

Port Washington, WI 53074

(262) 284-2100

8.76 miles

Baymont Inn & Suites

1415N Port Washington Rd

Grafton, WI 53024

(262) 387-1180

Please check individual hotels for pet policies.

*****Food available on the grounds Saturday & Sunday once again provided by the local Girl Scouts.*****

Camping without hookups is available on the grounds for no charge but must be arranged in advance. FMI: Kathi at kls@shadowdanceaussies.com or 414-702-4923 (no calls after 8:30 p.m.)

Check out the Rock River website for all the latest events and club news. www.rrvasc.org

Farm Trial Course

The sheep have been grazing in the field and it's time to bring them in, sort off some 6 month old lambs, and load the moms into the trailer. Below are your instructions, course layout is on the following page. Farm trial requirements are as follows: Pen work with a minimum of two pens, a sort of at least 3 marked animals, chute work, a gather, and two Other tasks which in our course are a hold and loading into a trailer. Good luck to all. ☺

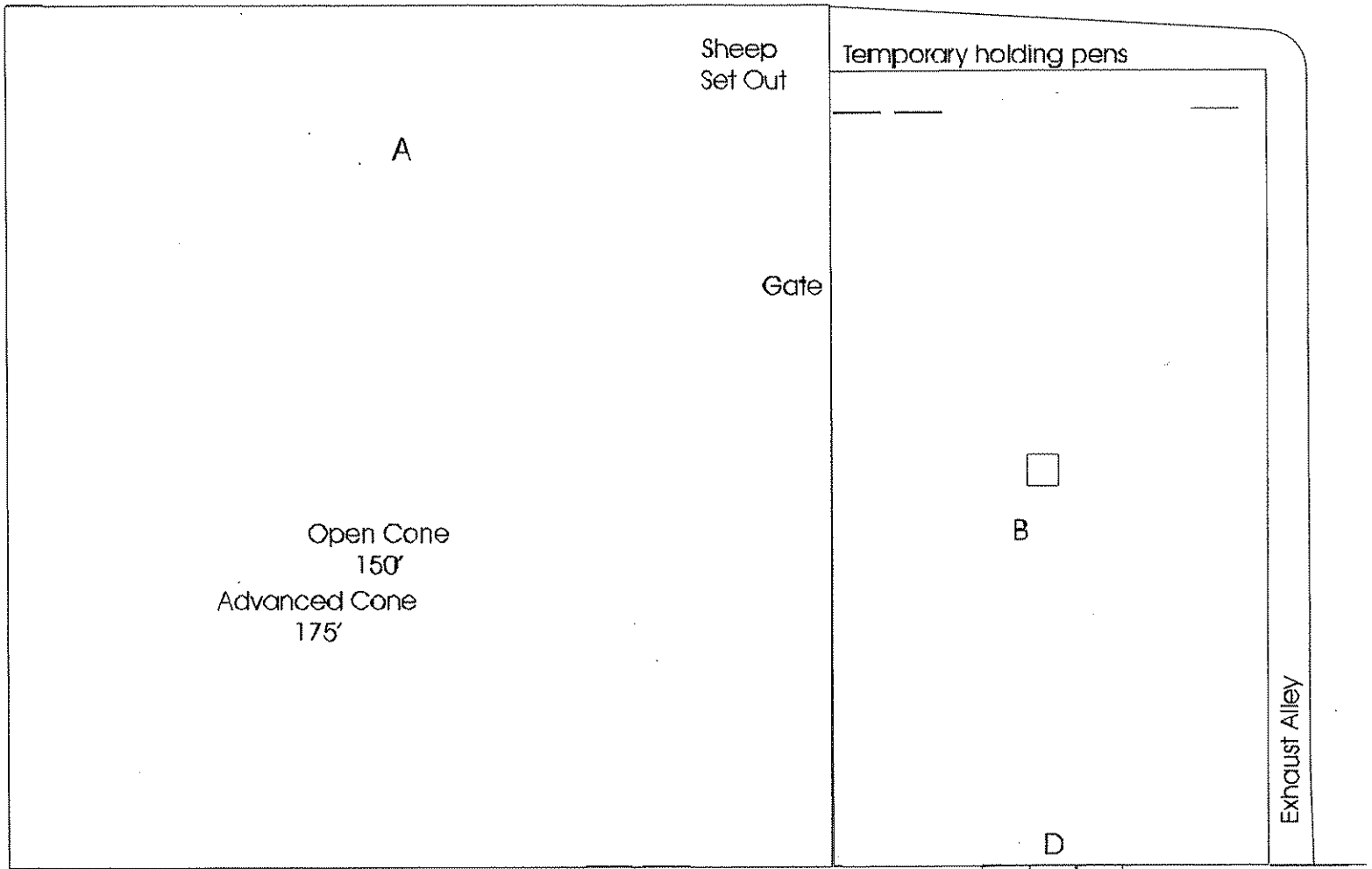
Run begins when dog is sent on gather.

1. Gather 8 head of sheep from field A and bring through gate and across arena. *Open:* Handler must send their dogs from Cone 1 but may position themselves ½ way between the dog and the stock *Advanced:* Handler must send their dog from Cone 2 Gate 1 will be closed at the beginning of the run and should be closed once the sheep enter the arena. **Gather Requirement 25 pts.**
2. Sheep should be taken through Pen 1 and loaded into Pen 2. **Pen Requirement 25 pts. (in conjunction with pen work in #7)**
3. Sort three marked lambs into Pen 3, five unmarked ewes into Pen 1. **Sort Requirement 25 pts.**
4. Take ewes from Pen 1 across Arena E to Marked Holding Area. Hold stock for 15 seconds or until Judge calls "that's a hold". *Open:* Handler may assist dog in placing stock in Holding Area (i.e. by fetching stock) and may stay with stock, or beside dog for hold. *Advanced:* Dog must drive stock to Holding Area. Handler must remain behind dog or at Gate 3 for length of hold and must stay at Gate 3 while dog gathers stock from Holding Area. **Other Requirement: Hold 15 pts.**
5. Ewes must be moved through Gate 3 and into Loading Chute. *Open:* Handler may close Gate 3 to prevent sheep from backing out of Loading Chute area. *Advanced:* Gate 3 must remain open while loading sheep. **Chute Requirement 25 pts.**
6. Load sheep into trailer and close door. **Other Requirement: Trailer 15 pts.**
7. Unload sheep from trailer, move across Arena E back to Pen 1. Move lambs from Pen 3 to Pen 1 with ewes. Move all sheep through small alleyway and exhaust up main alleyway. **Pen Requirement 25 pts. (in conjunction with pen work in #2)**

Run ends when alleyway is closed.

Maximum time allowed: 30 minutes. There will be a 10 minute and 3 minute warning.

Tie Breaker: In event of a tie, the Sort score will be used to determine placement.



- A. 2 Acre Field
- B. Trial Arena (150'x275')
- C. Small Alleyway (16'x58')
- D. 16'x16' pens with 12' gates
- E. Small Arena (60'x98')
- F. Round Pen with 16' trailer with side access door/loading chute/loading ramp

